




HOW TO WASH YOUR HANDS

PROTECT YOURSELF AND OTHERS AGAINST INFECTIONS



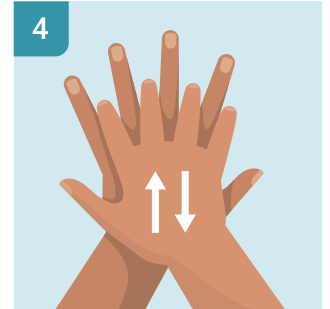
1 WET HANDS



2 APPLY SOAP



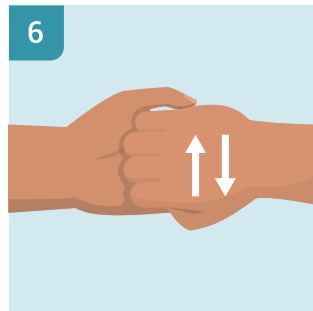
3 RUB HANDS
PALM TO PALM



4 LATHER THE BACKS
OF YOUR HANDS



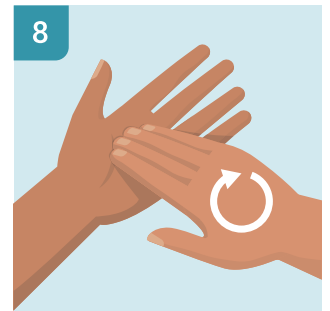
5 SCRUB
BETWEEN YOUR FINGERS



6 RUB THE BACKS
OF FINGERS ON
THE OPPOSING PALMS



7 CLEAN THUMBS



8 WASH FINGERNAILS
AND FINGERTIPS



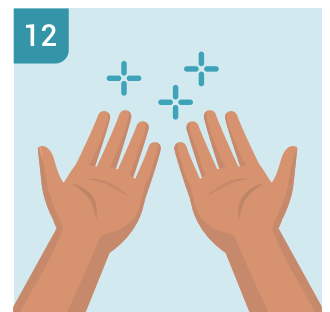
9 RINSE HANDS



10 DRY WITH
A SINGLE USE TOWEL



11 USE THE TOWEL
TO TURN OFF THE FAUCET



12 YOUR HANDS ARE CLEAN